


# Decor Design Indication







## PIXASOLAR - Urban Series








This table indicates an extensive selection of urban patterns and the corresponding indicative power per square meter. Each pattern is consisted of 6-12 different graphics to mimic the diversity of urban texture. The resulted graphic will be preformed by a delicate dot-pattern which is imperceptible when look in distance.

### Level of brightness(BL)

For each pattern, Pixasolar offers 3 levels of brightness; Higher brightness leads to lower nominal power, while lower brightness leads to higher nominal power.



ID	Color	Indicative Wp per sqm			ID	Color	Indicative Wp per sqm		
		BL 01	BL 02	BL 03			BL 01	BL 02	BL 03
BK 01		115	109	101	BK 02		141	134	124
BK 03		106	101	93	BK 04		135	128	119
BK 05		139	132	122	BK 06		124	118	110

ID	Color	Indicative Wp per sqm			ID	Color	Indicative Wp per sqm		
		BL 01	BL 02	BL 03			BL 01	BL 02	BL 03
CC 01		137	131	121	CC 02		145	138	128
CC 03		139	132	122	CC 04		128	122	113
MT 01		124	118	110	MT 02		128	122	113
MT 03		130	124	115					